

Teacher's Notes



Windy Hollow Books



CUBBY HUNTING is a universal story about a young child who isn't quite tall enough or strong enough just yet but tries desperately to keep up. It's a gentle story that navigates growing up and celebrates that we can all excel in different ways.

Author and Illustrator's Notes

Writing this book, I was reminded about one of my children, who, when he was very little was fiercely independent. He would often say, 'I can do it!' and he never wanted help. He tried desperately, and did pretty well, to keep up with his two older brothers.

But all children are different, and while I had one child who wanted to try everything 'by himself', I had another child who needed encouragement to try new things. It's so important to encourage children to not be immobilised by fear. Trying new things builds confidence. And we all want children to live their best life and not miss out on opportunities because of fear, worry or timidity.

So, in writing this book, I wanted to build courage and enthusiasm for new challenges, and to encourage children that even though they might be little, they can still try new things and in turn do amazing things.

Coral Vass

I connected straight away with Coral's words in *Cubby Hunting*. I loved the 'I can do it' message throughout. The visual narrative I wanted to show was that every child is different, each with different quirks, strengths, and views of the world, even in identical twins.

As a child myself I was often 'left behind' as I was sensitive, tentative and a little more hesitant than the other kids. My unique strengths, however, were being creative, innovative, and seeing the world differently which is what I wanted Max to be celebrated for.

All children should be able to see themselves in books and be celebrated!



Nicky Johnston



Activities

Personal growth

Make a 'I CAN' can

Write down all 12 new things you want to try this year, each on a separate strip of paper. Fold them up and place them into a can. Decorate the outside of the can with the words MY 'I CAN' can.

On the first day of each month, pull out a strip of paper and try to do that one thing, that month. By the end of the year, you would have tried 12 new things

Write a Journal

Make a journal and write down all the times each day or each week you have been brave and have tried new things. Draw some pictures or add some mementoes, to remind you how brave and clever you were.

Make a 'Bravery Ladder'

Draw a large ladder and stick it to a wall. Draw a picture of yourself and cut around the outline. Ask your parent to help you identify 10 things which will help you achieve a new skill or conquer a fear. Write them on the ladder. As you achieve each of these things, stick the drawing of yourself on the ladder, climbing up the ladder with each thing you have conquered.



Class activities

Have class envelopes for each child. Have the children draw or write a strength for each child, noting all the different things different children can do.

Set up an obstacle course of things to jump over, climb under, run through to get to a cubby space.

Build your own Crown like Max using things around. (leaves, feathers, cardboard)

Draw yourself and all the things that you can do.

Draw a friend and the things that you can see they can do.

Create your own special cubby. It can be a drawing, a 3D model using sticks, paper or cardboard.

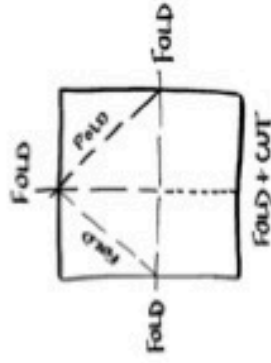
Draw yourself in your special cubby.



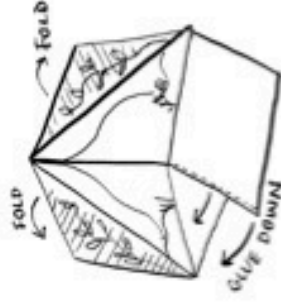
CUBBY HUNTING

Coral Vass & Nicky Johnston

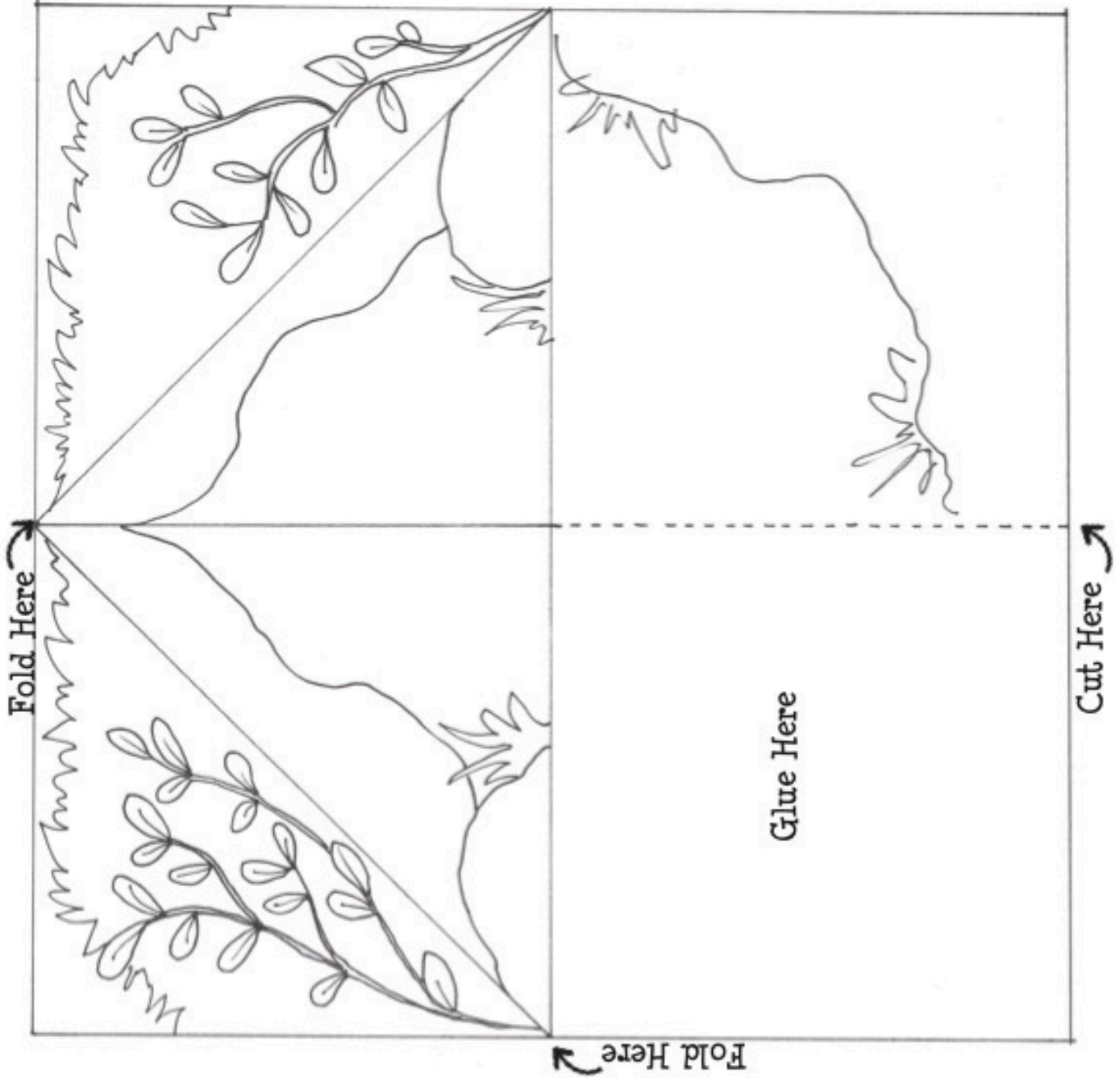
1. Colour in
2. Cut out square
3. Fold in half twice



4. Cut only on dotted line
5. Glue base together



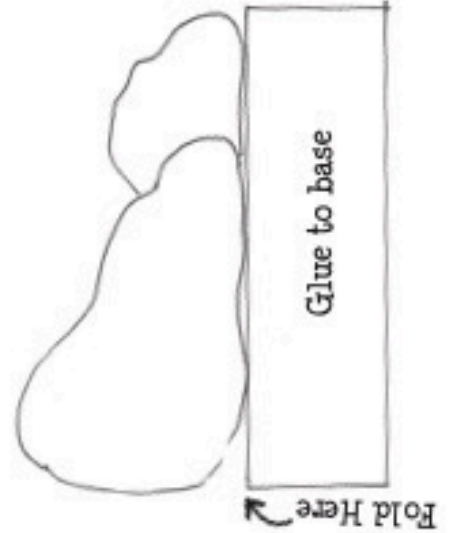
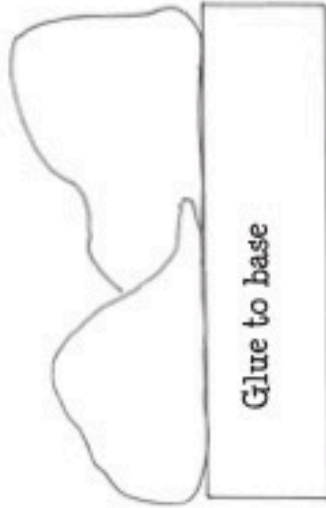
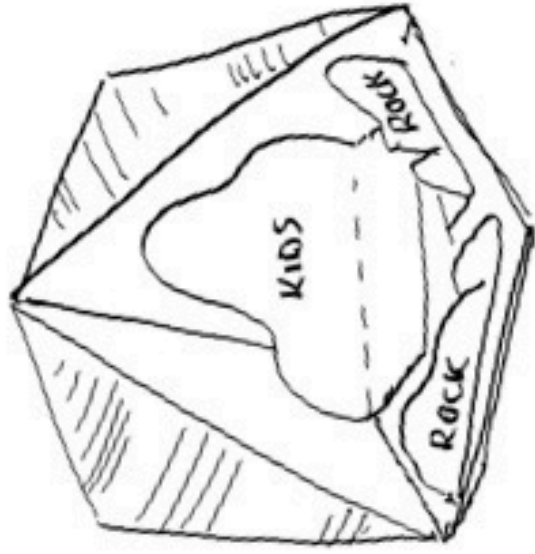
6. Cut out Kids and rocks
7. Glue them to the base.



CUBBY HUNTING

Coral Vass & Nicky Johnston


Make your own 3D Cubby



Fold Here

Glue to base

Glue to base



Fold Here

Glue to base





CUBBY HUNTING

Coral Vass & Nicky Johnston



Handwritten text, possibly a title or description, written in a cursive style across the middle of the page.

Handwritten mark resembling a tilde (~).

Handwritten mark resembling a tilde (~).

Handwritten mark resembling a tilde (~).

Handwritten mark resembling a tilde (~).

Handwritten mark resembling a tilde (~).



CUBBY HUNTING

Coral Voss & Nicky Johnston



Make a Cubby Hunting Diorama

1. Colour in background & glue into the back of a box
2. Design your own cubby and glue onto background.
3. Colour in, cut out and glue extra pieces onto the base of the box.

