

## Teaching Notes

### *Under the Same Sky*

Written by Robert Vescio

Illustrated by Nicky Johnston

Published by New Frontier Publishing



#### SYNOPSIS

Two children on opposite sides of the world crave friendship. Is it possible to be friends across the miles?

#### AUTHOR BACKGROUND INFORMATION

Robert Vescio is an award-winning children's author. He is dedicated to inspiring children with his passion for stories. When he is not writing, he enjoys visiting schools to share his imaginative tales. Robert lives in Sydney and enjoys spending time with his children, who are an endless source of inspiration.


#### ILLUSTRATOR BACKGROUND INFORMATION

Nicky Johnston is a mum to four boys, an artist, a primary educator and a children's book author and illustrator. She is based in Melbourne and as well as teaching, she works from home writing and illustrating in her art studio.

#### EDUCATIONAL APPLICABILITY

*Under the Same Sky* is a gorgeous picture book that features two children from diverse backgrounds. The book introduces children to the idea of a long distance friendship, cultural differences and very subtly hints at a child living in a country experiencing conflict.





## Teaching Notes *Under the Same Sky*

Written by Robert Vescio

Illustrated by Nicky Johnston

Published by New Frontier Publishing



### DISCUSSION TOPICS

#### Before and during reading:

1. Show the children the book cover. Ask them about what they can see and what they think the book might be about.
2. On the third and fourth page, can the children recognise that although the pictures are quite different, that they are also very similar?
3. Do they notice that for one child, there are a lot of things in the background, while the background for the other child is more empty? Do they have any ideas for why this is?
4. Did they realise that pigeons could be used to send messages?
5. Have they ever received a present or letter from someone who lived far away? How did that feel?


#### After reading:

1. Ask the children what they thought of the story. Did they like it? What was their favourite part and why?
2. Explain the concept of a penpal and ask if any of the children have one.
3. Or do they have any friends that have moved away? How do they keep in touch with them now?
4. Is it difficult to be friends with someone who lives so far away? Or does the distance make it even more special when they do meet up?
5. Have any of the children thought about living in another country? If so, which country would they choose and why?




## Maze Activity

Can you get through the maze and help the children finally meet each other?



# Maze Solution



**Do you think the two children from the book will meet one day?  
Draw what you think this meeting might look like.**

Name:

Class:







# Under the Same Sky

Robert Vescio & Nicky Johnston

# Day or night?



Colour in both to make one day and the other night



# Under the Same Sky

## SPOT THE DIFFERENCE (12)

Robert Vescio & Nicky Johnston



# Thread Heart Paper Plate Craft

## What you will need:

- Paper plate
- Sheet of paper
- Hole punch
- Pencil
- Thread (two or three different colours)
- Scissors

## Instructions

1. Cut an 8 x 8 inch square out of your sheet of paper.
2. Fold it in half and cut a large heart out along the folded line.
3. Trace your heart onto the plate and then cut out a heart shape from the plate, about a quarter of an inch from the pencil line.
4. Using the hole puncher, punch holes along the pencil line, leaving about half an inch between each hole.
5. Weave the end of your thread in and out of the holes until you reach where you started and tie the two ends into a knot.
6. Then weave a new piece of twine into the back of any hole and through the front of any top hole across, weave through the back of the neighbouring hole and repeat until your paper heart is filled up as much as you'd like.
7. The end result should look like this:



Credit to Easy Peasy and Fun  
<https://www.easypeasyandfun.com/heart-paper-plate-craft/>